





How to access Mayfield Email

From any Internet browser (Chrome, Firefox, Edge), type in the following URL address

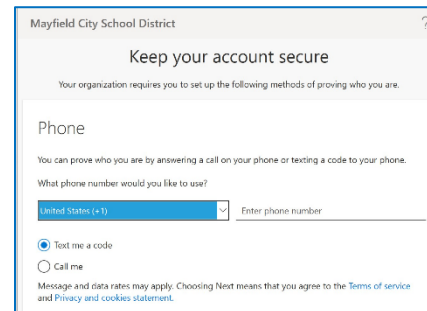
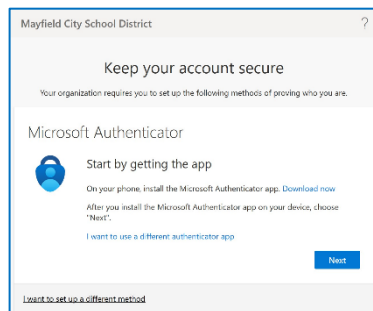
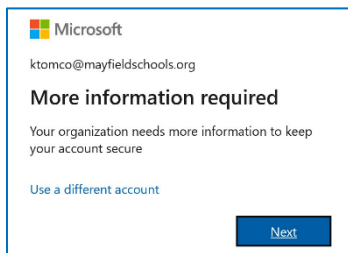
www.office.com

Click the red SIGN IN	
Enter your Mayfield email address (first initial + last full name + @mayfieldschools.org)	
Enter your Mayfield password	
Click on Outlook icon	

TWO FACTOR login authentication is recommended and will be mandatory in October 2023.

TWO FACTOR already enabled and this is your first login:

- Login to office.com from the internet
- A Microsoft Prompt will appear saying “**More information required**” > **NEXT**
- Select “**I want to set up a different method**” (at the bottom)
- Choose a different method > **PHONE** > **CONFIRM**
- Enter your **cell phone number** to receive texts for a code (We do not recommend using your office/school number) > **NEXT** (make sure “Text me a code” is checked)
- **Enter the code** from your text onto your screen



Your Mayfield email address should be used strictly for school communications. Please avoid giving this email for personal contacts or subscriptions.

- **DO NOT** click on anything that looks like **SPAM**.
- **ALWAYS** verify the email address the message is being sent from.
- **NEVER** provide your password.
- **CALL** the IT Dept if you are not sure! (ext 6780)